



NYK LINE

1, Harbour Front Place, #13-01
HarbourFront Tower One
Singapore 098633
<http://www.nykline.com>

Revision	Description	Date
1.0	Basic online VGM submission	Jun-16

eComm Verified Gross Mass (VGM) online submission

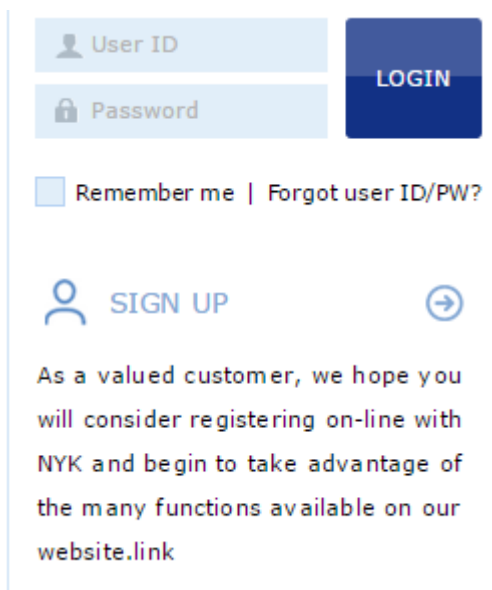
1.1 Background

Effective 1st July 2016, all loaded containers are required to have a Verified Gross Mass (VGM) declared by shippers. VGM is required prior to any container shipment. Cargo will not be loaded onto a vessel unless a certified VGM has been provided by the Shipper. **No VGM = No Load!**

NYK has created a function on our global website, whereby Shippers can log-in and submit VGM.

Shippers can either submit VGM (Method 1) OR submit Verified Cargo Weight (which includes packing materials) (Method 2) for the system to compute the VGM by adding container tare weight.

To access this function, Shippers are required to log into <http://www.nykline.com> with an existing User ID and Password. If a Shipper does not have an existing User ID and Password, they must SIGN UP.



The screenshot shows a login and sign-up form. It includes two input fields for 'User ID' and 'Password', a 'LOGIN' button, a 'Remember me' checkbox, and a link for 'Forgot user ID/PW?'. Below this is a 'SIGN UP' button with a right-pointing arrow icon. A message below the sign-up button reads: 'As a valued customer, we hope you will consider registering on-line with NYK and begin to take advantage of the many functions available on our website.link'.

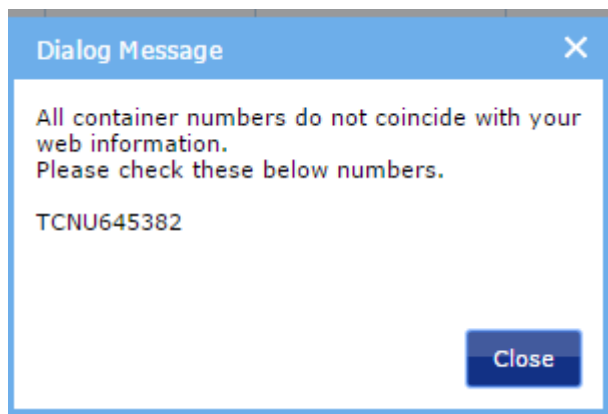
1.2 VGM Number Input

“VGM Number Input” allows Shippers to check the Tare weight, Max Payload and VGM cut-off; if a valid container number or booking number is keyed in.

Tare weight = Weight of the empty container.

Max Payload = Maximum weight of the cargo to be loaded into the container.

A dialog message will pop up to inform you if an invalid container number or booking number is keyed in.



Based on a valid container number or booking number, Shipper can input VGM or Cargo weight using Method 1 or Method 2.

1.2.1 Method 1

If Shipper uses Method 1 - Weigh your packed and sealed container on a weighing bridge/ device. Select VGM under the Weight Type column and key in the Weight with option of KGS or LBS as the unit of measure. If LBS is selected, system will automatically convert into KGS for the Weight key in and upload into our backend system.

VGM Number Input

Please click a row to input data, and select first column checkbox to save data.

* Container No.

Search
Total : 1

Container No.	Booking No.	Weight Type	Unit	Weight	Tare Weight(KGS)	Max Payload(KGS)
TCNU6453822	SINS04664200	VGM	KG		3,810.0	28,690.0

It is important to key in the Signatory in **CAPITAL LETTERS** (up to a maximum of 50 letters) who is the person responsible at the Shipper's side for VGM issuance. Put a tick under Subsc. and enter your email address if you wish to receive an acknowledgment via email after VGM is submitted. Click Save button followed by Confirm button once you are ready to submit VGM!

VGM Number Input

Please click a row to input data, and select first column checkbox to save data.

* Container No.

Search
Total : 1

Signatory	VGM Cut Off Time	Subsc.	eMail Notification
CAPITAL LETTERS		<input checked="" type="checkbox"/>	abc@nykgroup.com

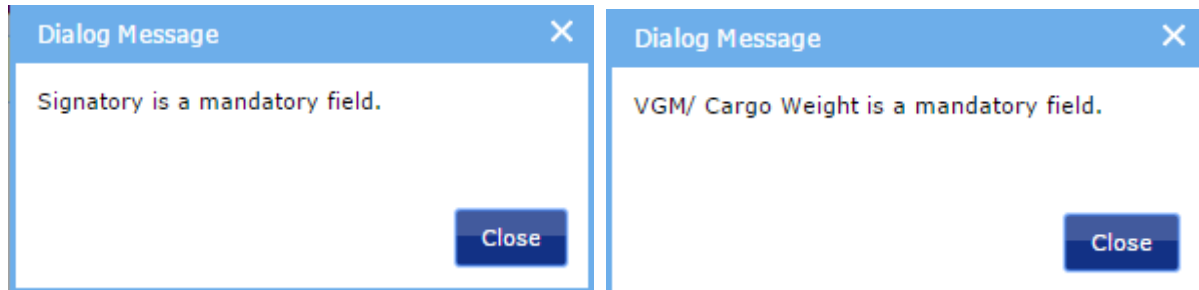
Confirm Message ✕

Do you want to save the data?

Confirm **Cancel**

Download **Upload** **Save**

Dialog messages will pop up if Signatory or VGM/ Cargo Weight are not keyed in, as this is mandatory.



A dialog message will pop up if the VGM you key in exceeded the Tare Weight and Max Payload as this is not allowed.

If $VGM \leq Tare\ Weight + Max\ Payload$ then VGM can be submitted
If $VGM > Tare\ Weight + Max\ Payload$ then VGM cannot be submitted

The screenshot shows the 'VGM Number Input' interface. At the top, there's a search bar with 'Container No.' and a dropdown menu. The search input field contains 'TCNU6453822'. Below the search bar is a 'Search' button and a 'Total : 1' indicator. The main area is a table with the following columns: Container No., Booking No., Weight Type, Unit, Weight, Tare Weight(KGS), and Max Payload(KGS). The table contains one row with the following data: Container No. TCNU6453822, Booking No. SINS04664200, Weight Type VGM, Unit KG, Weight 50000, Tare Weight(KGS) 3,810.0, and Max Payload(KGS) 28,690.0. A dialog message box is overlaid on the table, with the message 'VGM Gross Weight cannot exceed Tare Weight + Max Payload.' and a 'Close' button. The 'Weight' field in the table is highlighted with a red box.

1.2.2 Method 2

If Shipper uses Method 2 – Select Cargo Weight under the Weight Type column and enter the Verified Cargo Weight (including packing materials) and choose KGS or LBS as the unit of measure. If LBS is selected, system will automatically convert into KGS for the Weight keyed in and upload into our backend system. VGM will be calculated by adding the tare weight of the container.

VGM Number Input

Please click a row to input data, and select first column checkbox to save data.

* Container No.

Total : 1

<input type="checkbox"/>	Container No.	Booking No.	Weight Type	Unit	Weight	Tare Weight(KGS)	Max Payload(KGS)
<input checked="" type="checkbox"/>	TCNU6453822	SINS04664200	<div style="border: 1px solid #ccc; padding: 2px;"> Cargo Weight ▼ VGM Cargo Weight </div>	<div style="border: 1px solid #ccc; padding: 2px;"> KG ▼ KGS LBS </div>	<input type="text"/>	3,810.0	28,6

It is important to key in the Signatory in **CAPITAL LETTERS** (up to a maximum of 50 letters) who is the person responsible at the Shipper’s side for VGM issuance. Put a tick under Subsc. and enter your email address if you wish to receive an acknowledgment via email after VGM is submitted. Click Save button followed by Confirm button once you are ready to submit VGM!

VGM Number Input

Please click a row to input data, and select first column checkbox to save data.

* Container No.


Total : 1

Signatory	VGM Cut Off Time	Subsc.	eMail Notification
CAPITAL LETTERS		<input checked="" type="checkbox"/>	abc@nykgroup.com

Confirm Message

Do you want to save the data?

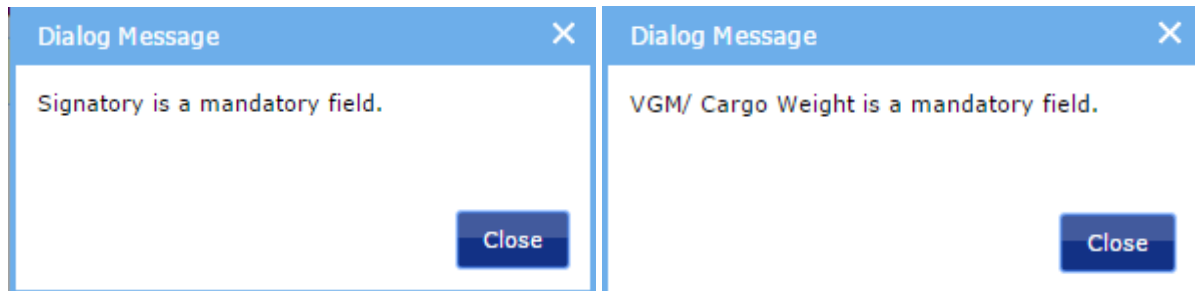
Page 6 /11



NYK LINE

NIPPON YUSEN KAISHA

Dialog messages will pop up if Signatory or VGM/Cargo Weight are not keyed in, as this is mandatory.



A dialog message will pop up to inform you if the Cargo Weight you keyed in exceeded Max Payload as this is not allowed.

If Cargo Weight \leq Max Payload then Cargo Weight can be submitted and system will compute VGM by adding the Tare Weight.

If Cargo Weight $>$ Max Payload then Cargo Weight cannot be submitted and no VGM is being computed.

VGM Number Input

Please click a row to input data, and select first column checkbox to save data.

* Container No.

Total : 1

Container No.	Booking No.	Weight Type	Unit	Weight	Tare Weight(KGS)	Max Payload(KGS)
TCNU6453822	SINS04664200	Cargo Weight	KGS	33600	3,810.0	28,690.0

Dialog Message

Cargo Weight cannot exceed Max Payload.

1.2.3 Using Excel for Batch submission

“VGM Number Input” also allows Shippers to submit multiple containers and/ or bookings for VGM using Excel.

- 1) Click on the Download button for a standard Excel template

VGM Number Input

Please click a row to input data, and select first column checkbox to save data.

* Container No.

Total : 0

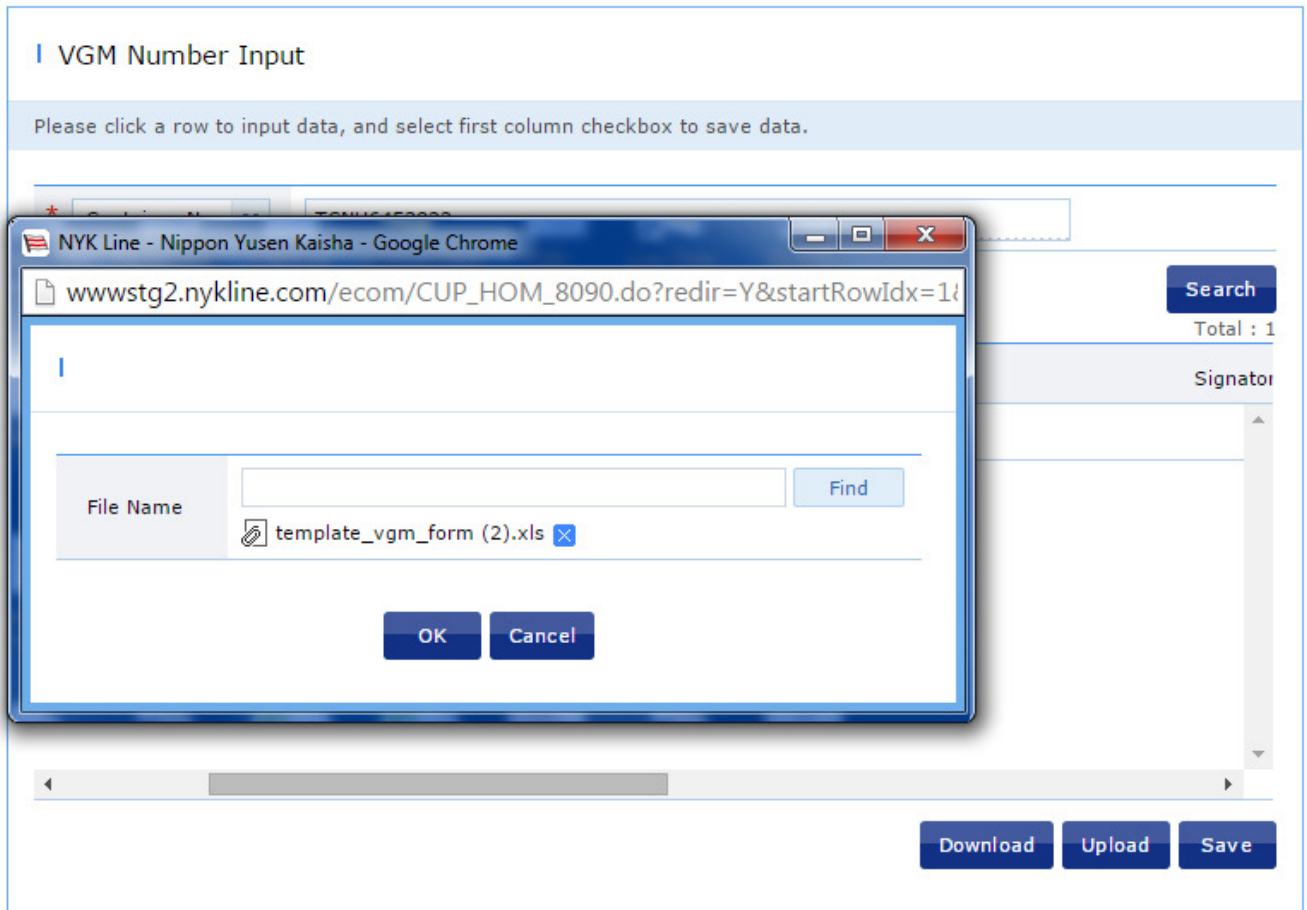
<input type="checkbox"/>	Container No.	Booking No.	Weight Type	Unit	Weight	Tare Weight(KGS)	Max Payload(KGS)
▶							

- 2) Fill in container numbers, booking numbers, Weight Type, Weight and Signatory (CAPITAL LETTERS) in the Excel downloaded and save to your local drive. Please make sure you keep the column headers as shown and do not amend the column headers/ change column order otherwise the upload will not work.

The screenshot shows the Microsoft Excel interface with the following data in the spreadsheet:

	A	B	C	D	E	F
1	Container No.	Booking No.	Weight Type	Weight	Signatory	
2	TCNU1234567	SINS87654321	VGM	50000	FREDDYFOK	
3	TCLU7654321	BKKS12345678	Cargo Weight	12000	TANGEKCHEW	
4						

- 3) Click Upload button to retrieve your saved file from your local drive by clicking Find button. Select the file name from your local drive and then Click Ok.



1.3 VGM Info Search

VGM Info Search allows you to retrieve for historical VGM/ Cargo Weight submissions by keying in either Container number or Booking number. If Booking number is keyed in, it will retrieve multiple containers (if any)

To see the details of the Container number or Booking number, please do the following

- 1) Highlight the row item by clicking it
- 2) Click on History button

VGM Info Search

* Booking No. ▼

Search

Total : 2

Container No.	Booking No.	Weight Type Code	Tare Weight (KGS)	Payload (KGS)	Last Search Date
TCLU1656060	SINS04664200	VGM	3,840.0	28,660.0	2016-06-06 16:21 ^
TCNU6453822	SINS04664200	Cargo Weight	3,810.0	28,690.0	2016-06-06 16:20

History

VGM History

Container No. TCNU6453822
Total : 10

User ID	Seq.	Action	Weight Type	Container No.	Booking No.	Weight	Weight Unit Code	Tare Weight (KGS)	Payload (KGS)	Signatory	Last Search Date
SGTANGE1	5	R	Cargo Weight	TCNU6453822	SINS04664200	28,690.0	KGS	3,810.0	28,690.0	FREDDYFOK	2016-06-06 15:40
SGTANGE1	4	R	Cargo Weight	TCNU6453822	SINS04664200	28,690.0	KGS	3,810.0	28,690.0	FREDDYFOK	2016-06-06 15:19
SGTANGE1	3	R	Cargo Weight	TCNU6453822	SINS04664200	28,690.0	KGS	3,810.0	28,690.0	FREDDYFOK	2016-06-06 15:16
SGTANGE1	2	I	Cargo Weight	TCNU6453822	SINS04664200	28,690.0	KGS	3,810.0	28,690.0	FREDDYFOK	2016-06-06 15:16
SGTANGE1	1	I	VGM	TCNU6453822	SINS04664200	30,000.0	KGS	3,810.0	28,690.0	FREDDYFOK	2016-06-06 15:15

Download
Close

Historical VGM submissions will be shown with ascending sequence numbers.

Example: Seq 1 to Seq 6.

Seq 1 displays the earliest historical transaction whereas the latest transaction is Seq 6.

Action = I refers to VGM/ Cargo Weight input

Action = R refers to retrieval of the VGM/ Cargo Weight inputted previously

Example: Seq 1 was completed on 2016-06-06 15:15 by userid SGTANGE1. User submitted VGM (Method 1) with a weight of 30,000KGS for container number TCNU6453822 and a signatory of FREDDYFOK.

However on 2016-06-06 15:16, a minute later, represented by a higher Seq (Seq 2) shows that the Signatory FREDDYFOK, userid SGTANGE1, changed the submission from VGM (Method 1) to Cargo Weight (Method 2) with a weight of 28,690KGS.

1.4 Container Tare Weight retrieval

Shippers can obtain the container tare weight by online enquiry through <http://www.nykline.com> directly without the need to login. Alternatively, container tare weight can be found on the door of the container. We will be providing more information on container tare weight online enquiry in our next release.